

ANTINA'S NEW SHOE SIZE & FITTING GUIDES

DIMENSIONS:



AG Fits American Girl®
MA Fits Magic Attic®

Note that while most our shoes come in a wide range of sizes, only those specific sizes indicated are recommended for use with popular 18" dolls. Watch for the indicators!

Shoe s435,445

- size 1 = 4 1/16" in length
- size 2 = 3 3/4"
- size 3 = 3 1/2"
- size 4 = 3 3/16" **AG**
- size 5 = 2 7/8" **MA**
- size 6 = 2 11/16"
- size 7 = 2 1/2"
- size 8 = 2 1/4"
- size 9 = 2"
- size 10 = 1 7/8"

Shoe s223

- size 1 = 3 3/4" in length
- size 2 = 3 1/2"
- size 3 = 3 3/16"
- size 4 = 2 15/16" **AG**
- size 5 = 2 3/4"
- size 6 = 2 1/2"
- size 7 = 2 5/16"
- size 8 = 2 1/16"
- size 9 = 1 13/16"
- size 10 = 1 9/16"

Shoe s318

- size 3 = 2 5/16" in length
- size 4 = 1 3/4"

Shoe s915

- size 2 = 2 3/4" in length

Shoe s725

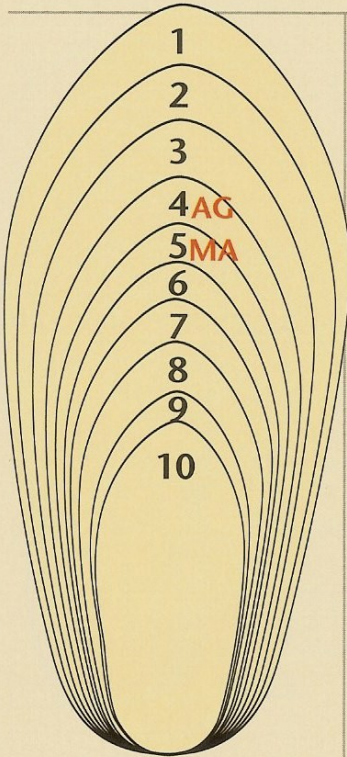
- size 1 = 3 3/4" in length
- size 2 = 3 3/8"
- size 3 = 3 3/16"
- size 4 = 2 15/16"
- size 5 = 2 3/4"
- size 6 = 2 1/2"
- size 7 = 2 1/4"

Shoe s120

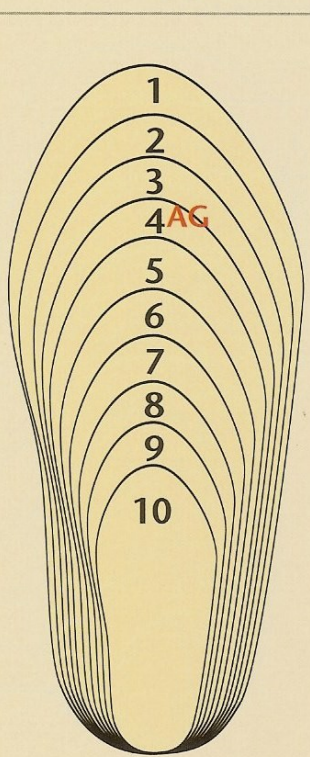
- size 1 = 4 1/16" in length
- size 2 = 3 13/16"
- size 3 = 3 1/8"
- size 4 = 2 15/16" **AG**
- size 5 = 2 9/16"
- size 6 = 2 5/16"
- size 7 = 2"
- size 8 = 1 11/16"

TIP! All shoes:

For a perfect fit be sure to leave an extra 1/8" between foot and guide edge.

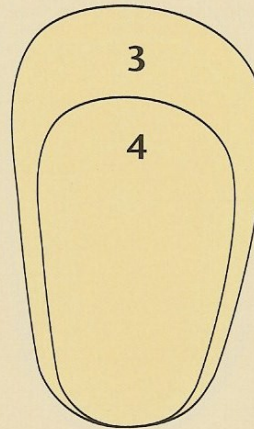


s435, 445 page 24

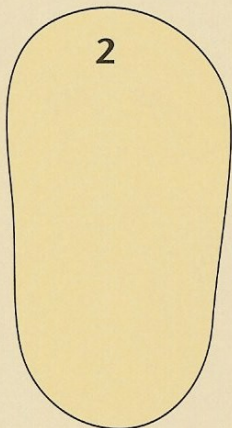


s223 page 25

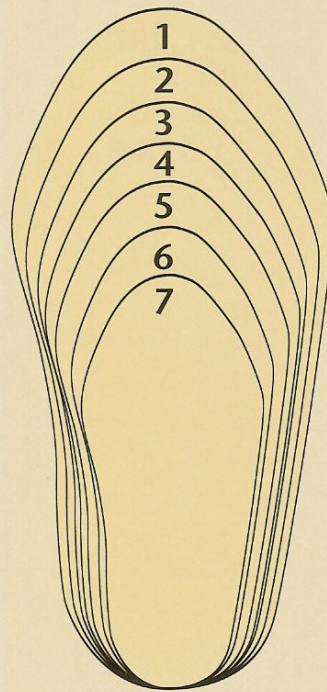
All guides on this page are for the discontinued shoe styles appearing in our Closeout Section on pages 24 and 25!



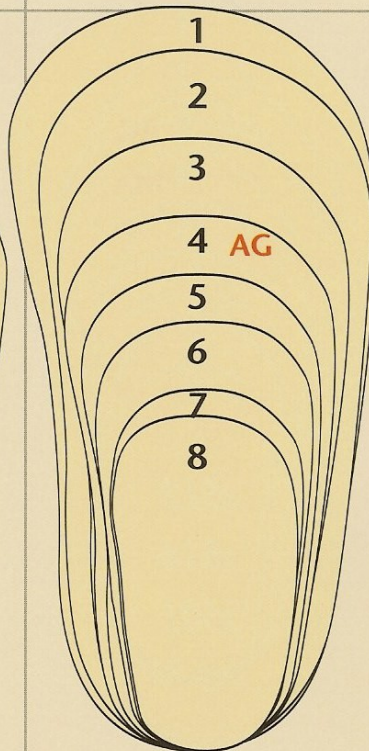
s318 page 24



s915 page 25



s725 page 25



s120 page 25